

Creation H10102




Note: This lesson is merely an overview of Creation. The [Creation Unit Study](#) examines creation and evolution theories in depth.


Step 1: Excite

Romans chapter 1 tells us that God has planted evidence of Himself throughout His creation so that we are without excuse. The psalmist, in beautiful poetic language, made reference to God's creative work. Here are a few choice allusions: *When I look at thy heavens, the work of thy fingers, the moon and the stars which thou hast established* (Ps. 8:3); *The heavens are telling the glory of God; and the firmament proclaims his handiwork* (Ps. 19:1); *By the word of the Lord the heavens were made, and all their host by the breath of his mouth. He gathered the waters of the sea as in a bottle; he put the deeps in store-houses* (Ps. 33:6,7).

Psalm 136 draws attention to the character of God as displayed in the Creation as well as in other mighty works. The worshiper should give thanks to God, *for he is good: his mercy endures forever* (v. 1). In verses 5–8 the psalmist gives details of God's creation, reflecting the Genesis chapter 1 account. The writer of Psalm 148 bid every part of God's creation—the sun, the moon, the shining stars—to praise the name of the Lord, *for he commanded and they were created*. (Ps 148:5) In this way, the psalmist leads us to see the worthiness of God to receive praise and glory for His creation. God tells us about Himself through creation. Our responsibility is to hear His voice and respond to Him.

Watch a video. You might be able to rent these videos from your local Christian bookstore or home-school support group.

 ***God of Creation***
Description: This video unveils the power and majesty of the world God created—from the smallest organisms to the largest stars in the universe. A Moody Video.

 ***The Wonders of God's Creation***
Description: In three spectacular hours, this award-winning series takes you on one of the most exceptional journeys imaginable—from high above planet Earth to the very heart of the human body. Join us and see how the Master Creator reveals Himself through the glorious miracle of Creation. Three set DVD or VHS.

Step 2: Examine

In the ancient world, Near Eastern creation myths began with either mythological gods or objects (like the sun or moon) treated as “gods” in conflict with one another in the heavens. In one story the creator Baal struggles with an adversary, Mot; in another Baal battles the Sea. In the Babylonian creation myth, the god Marduk kills Tiamat (chaos) after a violent battle, which results in creation. The ancient

Egyptian myths say that creation began from a chaos of churning, bubbling water, called Nu or Nun, from which Atum (later called Re, Ra, and/or Khepri) created the world. Today's modern evolution myths mirror the ancient myths that somehow our orderly world was created, by accident, out of chaos.

In the Genesis Creation story, God is shown as a personal God in complete control, calling the entire universe into creation by His spoken Word. Human beings, male and female, are created "in the image and likeness of God." Genesis emphasizes the awesome power of our Creator, while illustrating that human beings are the clear focus of God's loving concern.

What a difference between the pagan stories and the Genesis story. All the myths are cold, dead, lifeless, uncaring, while the Creation story is warm, vital, loving, alive. Christians know that our heavenly Father created the world and each person for a reason. *By faith we understand that the universe was formed at God's command.* (Heb. 11:3). Knowing this gives us value, a special sense of comfort and joy, and hope for our lives and our future. Those who believe that life gradually evolved from single cells into complex forms find no real meaning in life, believing that they and everything around them resulted from a freak accident.

Jesus was there with God in the beginning of time: *He is before all things, and in Him all things hold together* (Col. 1:17). When replying to a question from theologians, *Jesus said unto them, Verily, verily, I say unto you, Before Abraham was, I am* (John 8:58). In a prayer Jesus said, "*Father, I will that they also, whom thou hast given me, be with me where I am; that they may behold my glory, which thou hast given me: for thou lovedst me before the foundation of the world*" (John 17:24).

Read John 1:1–18, Eph. 1:3–14, Col. 1:15–20, and Heb. 1:1–4 or further insight on God's eternal nature.

Now, read aloud the Creation story in Genesis chapters 1–2 with your family. You've probably heard these words before. Take time to reflect on how the Creation story reflects the person of God. Observe the distinct sequences, order, consistency, and priorities. Most English versions of the Bible translate *Elohim* as "GOD" (all caps) and *Yahweh* as "LORD" (all caps). *Yahweh* is used when the Bible stresses God's personal relationship with his people. *Elohim* refers to God as the Creator of the whole universe and the source of all life. For this reading, replace the titles for GOD or LORD with *Elohim* and *Yahweh*.

Notice from your reading that evening always precedes morning: *And the evening and the morning were the first day* (Gen. 1:5). *And the evening and the morning were the second day* (Gen 1:8). Even today, the Jewish people consider the beginning of a day to be at sunset the evening before. Monday actually begins at Sunday sundown. The Sabbath begins Friday at sundown.

Dr. Albert Green, founder of Alta Vista College, stated in his book *Thinking Christianly*¹:

A Biblical way of looking at creation will have consequences on your life. As the Holy Spirit grips your heart with the realization that creation reveals God and can be offered back to him in our ordinary daily activities, praise will well up in your heart as never before. Further, you will find your life come together with new integrity. No more sacred/secular dualism! Christ really is Lord of all! What a glorious message the gospel is!

Recommended in: ♦ several lessons in a unit; ★ several units in a volume; ♥ several volumes. 🔑 Key Resource for this unit.

Think of a lovely rosebud in a vase. Where is the beauty of the flower? Is it in the bud itself? A botanist will tell us the flower is simply a bunch of atoms and molecules batting around in empty space. Is the beauty in the retina of our eyes, or in our brains? No, it is God’s beauty, reflected back to us from the petals of the rosebud.





God makes all pleasures. The devil misuses them; he does not make them. If we learn to recognize every pleasure as a shaft of God’s glory touching our hearts, that recognition will become an unspoken prayer of praise and worship. Probably that is what Paul means by admonishing us to pray without ceasing.

Suggested Resources

If you would like to know more about Creation, explore any of the resources listed below.





K-3	4-8	9-12
<i>Discover Jesus in Genesis</i> ♦ “Creation: The Beginning” (4-5).	<i>Discover Jesus in Genesis</i> ♦ “Creation: The Beginning” (4-5).	<i>Discover Jesus in Genesis</i> ♦ “Creation: The Beginning” (4-5).
<i>Amazing Expedition Bible</i> ♥ “In the Beginning” (20-21).	<i>Amazing Expedition Bible</i> ♥ When Time Began (3-4).	<i>The Bible Comes Alive: Volume One, Creation to Abraham</i> ★ Section II “In the Beginning.”
<i>God’s Story</i> ♥ “When Time Began” (3-4)	<i>Adam and His Kin</i> Chapter 1 “The Beginning of Time” and Chapter 2 “In the Garden.”	<i>Adam and His Kin</i> Chapter 1 “The Beginning of Time” and Chapter 2 “In the Garden.”
	<i>The Victor Journey Through the Bible</i> ♥ “Creation” (10-11).	<i>The Victor Journey Through the Bible</i> ♥ “Creation” (10-11).
	<i>Genesis: Finding Our Roots</i> ☛ Unit 1 “God’s Book of Creation.”	<i>Genesis: Finding Our Roots</i> ☛ Unit 1 “God’s Book of Creation.”
		<i>A Historical Survey of the Old Testament</i> ★ “In the Beginning: The Ancient Near East World” (45-48).
		<i>Bible History: Old Testament</i> ★ Chapter 1 of Volume 1. It discusses the importance of Jesus Christ in Creation.

Internet Sources


-  *Creation - Man in the Garden of Eden - The Fall*
Description: Discusses the importance of Jesus Christ in Creation from chapter 1, volume 1 of *Bible History: Old Testament*, by Alfred Edersheim.
http://philologos.org/_eb-bhot/vol_I/ch01.htm
-  *God's Creation*
Description: Part 1 of “God’s Story: From Creation to Eternity” from ChristianAnswers.net. (Follow the “next” buttons on the bottom of each page.)
<http://www.christiananswers.net/godstory/creation1.html>
-  *The Literal Week of Creation*
Description: Article by Henry Morris from the Institute for Creation Research.
<http://www.icr.org/pubs/btg-a/btg-113a.htm>
-  *The 6 Days of Creation*
Description: An excellent study, the first part of “Old Testament Bible Study of the Creation to Abraham Genesis 1 to Genesis 12.” Includes the three basic views concerning the origin of the universe. <http://www.bibletruths.net/Archives/BTAR114.htm>

Step 3: Expand

Choose and complete one of the following activities:

-   Activity 1: Write a Poem
Write a poem about creation. Refer to “Writing Poetry” in *Writers Inc*, and to Ps. 148:1–6 and Isa. 45:18.
-   Activity 2: Learn Hebrew Words
Look up each of these words in a Hebrew lexicon. Add the word, its phonetic spelling, and its meaning to your Hebrew Notebook. See *The Old Testament Hebrew Lexicon*: <http://bible.crosswalk.com/Lexicons/OldTestamentHebrew/>

The Hebrew word for *created* is *bara*; Hebrew actually has several words for *creating, making, building, or forming, or created*—*bara* is used only in referring to God in the Hebrew Bible. It occurs in Gen. 1:1, also in vv.21,27. Usually, *bara* is understood to be creation *ex nihilo*, “out of nothing.” Only God can call things into existence that do not exist. The Hebrew word *rosh* means “head.” It is used in the word *Rosh HaShanah* (“New Year” or “head of the year”), *rosh avot* (“head of the family”), *rosh pinah* (“cornerstone of head of the stone”), and *Rosh Chodesh* (“head of the month” or “new moon”). Genesis chapter 1 contains the phrase “The heavens and the earth.” The Hebrew word for *heavens* is *et ha-shamayim*; it is plural, and is equivalent to the New Testament term *heavenly places*, or “*the heavenlies*.” The Hebrew word for *Earth* is *eh’-rets*. It implies the whole Earth (as opposed to a part).



Recommended in: ♦ several lessons in a unit; ★ several units in a volume; ♥ several volumes.  Key Resource for this unit.

  Activity 3: Make a Creation Display



Create a mini quilt wall hanging. Print out the images below from our web site. Trace designs on the paper side of a paper backed fusible webbing such as Aleen's Hot-Stitch® or Wonder Under®. Following the manufacturer's directions, fuse to the wrong side of your chosen fabrics. Trim shapes on the line (except for edges which will lie underneath another shape). Cut all areas as smoothly as possible. Lay all pieces in place and fuse to the background fabric at one time. If desired, use decorative machine stitching or fabric paint to secure all raw edges. (Joining the squares and quilting directions are on our site). Alternative #1. Make a paper quilt. Create six blocks on a sheet of construction paper. Using a pencil, make an outline of symbols on a sheet of construction paper. Cut out shapes of different colors of construction paper and glue them to the paper, applying the shapes to the main sheet. Alternative #2. Print out images in black ink and color with markers or crayons. Alternative #3: Print out images in color and add to your portfolio.
<http://heartofwisdom.com/worksheets/creationdays.htm>





Images available for printing from <http://heartofwisdom.com/worksheets/creationdays.htm>



  Activity 4: Study Art
Renaissance artist Michelangelo devised an elaborate scheme for the decoration of the Sistine Chapel ceiling, which he painted between 1508 and 1512. It features nine scenes from the Biblical Book of Genesis, including the *Creation of Adam*, the *Creation of Eve*, the *Temptation and Fall of Adam and Eve*, and the *Flood*. These centrally located narratives are surrounded by images of prophets and sibyls on marble thrones, and by other biblical subjects. Find and study, at a library, a museum or on the Internet, any of these paintings by Michelangelo (be aware this artwork contains nudity). Write a description of the paintings in the Sistine Chapel.

<http://christianity.about.com/library/weekly/blsistineceilingcreation.htm>

  Activity 5: Copy Passages
Copy (by hand or typing) two or more paragraphs from your research, or have someone dictate the passage(s) to you. Younger students may copy one or two sentences or narrate (tell back) what has been learned. Memorize.

  Activity 3: Complete Worksheets
Print out and complete the *The Creative Days* worksheets and puzzles.

<http://www.calvarychapel.org/children/site/pdf/Old/Curr001.pdf>


  Activity 7: Go on a Nature Walk
Go on a walk and observe the beauty in God's creation. Think about your favorite things. When you return from your walk, work together to construct a poem featuring the things you liked and thought of as beautiful. Read Ps. 148:1–6 for inspiration.

Step 4: Excel

- Correct all written work to demonstrate correct punctuation and spelling.
- Correct all written work to demonstrate correct and effective use of grammar.
- Add to your Writing Notebook the rules for all punctuation and grammar errors you corrected.
- Record any misspelled words in your spelling notebook.
- Add to your Vocabulary Notebook any new words encountered in this lesson. Include a definition for each word. Use each vocabulary term in a sentence orally or in writing.
- Add corrected written work or any illustrations to your Portfolio.
- Add any important people or events to your Time Line Book.
- Share with a friend or family member an activity you completed for this lesson. Explain to them what you have learned.

Footnote

1. Green, Albert. 1990. *Thinking Christianly*, Seattle, WA: Alta Vista College Press.
2. Lindsay, Dennis. G. 1999, c1995. *The ABC's of Evolutionism: Ape-man, Batman, Catwoman, and Other Evolutionary Fantasies*. Dallas, TX: Christ for the Nations.

Recommended in: ♦ several lessons in a unit; ★ several units in a volume; ♥ several volumes.  Key Resource for this unit.