

Creation Week

Step 1 Excite

What does the word *creative* mean? How long is a day? Are all humans creative to some degree? Are you creative? Is God creative? How is God's creativity different from man's creativity? (God can create out of nothing, and His creative works are perfect.) Brainstorm and make a list: Why did God create the earth? Why did He create man? Use free writing to brainstorm about the day in the Garden of Eden before the Fall. Discuss the details of the plants, animals, and Adam and Eve's relationship. Now, brainstorm and describe what a day was like outside the Garden of Eden after the Fall. Include daily tasks.

Step 2 Examine

The creation account is a description of God's bringing order out of disorder, creation out of chaos. *In the beginning God created the heavens and the earth. The earth was without form, and void; and darkness was on the face of the deep. And the Spirit of God was hovering over the face of the waters. Then God said, "Let there be light"; and there was light* (Genesis 1:1-3). The universe was created in six days: *for in six days the LORD made heaven and earth, the sea, and all that is in them, and rested the seventh day; therefore the LORD blessed the sabbath day and hallowed it* (Exodus 20:11).

In the latter passage above, the Bible emphasizes that the universe was created in six days. How a person understands Genesis 1 often partly depends on their definition of the word, *day*. The controversy is over whether or not *day* is a twenty-four hour day, or whether it could be a longer length of time. The word *yom* is used for *day* in Genesis 1; *yom* is the Hebrew word for an ordinary twenty-four-hour day. What *yom* means in Genesis 1 is not dependent on what it means elsewhere in the Old Testament; but, in order to intelligently discuss your understanding of Scripture, you should be informed about how *yom* is used in other verses. Read the entry for *day* in [*The NAS Old Testament Hebrew Lexicon*](#). Every instance of *yom* (Strong's number 3117) will be listed. You can then look up other verses that use *yom* and see how the word is used throughout the Old Testament.

The word *created* as used in Genesis 1:1 is the Hebrew word *bara'* {baw-raw'} Strong's dictionary defines *bara'* as 1) to create, shape, form 1a) (Qal) to shape, fashion, create (always with God as subject) 1a1) of heaven and earth 1a2) of individual man 1a3) of new conditions and circumstances 1a4) of transformations 1b) (Niphal) to be created 1b1) of heaven and earth 1b2) of birth 1b3) of something new 1b4) of miracles 1c) (Piel) 1c1) to cut down 1c2) to cut out. The Hebrew word *bara'* is used fifty-four times in the Old Testament. The times *bara'* is used are interpreted as follows: "create" - forty-two; "creator" - three; "choose" - two;

Underlined text refers to Internet link.

“make” - two; “cut down” - two; “dispatch” - one; “done” - one; “make fat” - one. Look up *to create* in *Vine’s Expository Dictionary of Biblical Words*. Read about the six days of creation in your Bible in Genesis 1. Make an outline or illustration of the six days.

- First day: making light and dividing it from darkness
Genesis 1:3-5; 2 Corinthians 4:6
- Second day: making the firmament or atmosphere, and separating the waters
Genesis 1:6-8
- Third day: separating the land from the water, and making it fruitful
Genesis 1:9-13
- Fourth day: placing the sun, moon, and stars to give light, &c
Genesis 1:14-19
- Fifth day: making birds, insects, and fishes
Genesis 1:20-23
- Sixth day: making beasts of the earth, and man
Genesis 1:24,28







Resources recommended in c/ several lessons, s/ several units, d/ other HOW Units. ● Key Resource (see beginning of unit).

Read and compare Genesis 1-3 with Matthew 3-5.

Genesis 1-3	Matthew 3-5
Water (the deep)	Water (Jesus immersed in)
Spirit hovers	Spirit descended as a dove upon Jesus
“It is good”	“I am pleased”
“God said” 10 times	“Blessed are” 10 times
Temptation leads to sin	Jesus is tempted--revealing a sinless life


Research the creation week. Use any resource (an encyclopedia, nonfiction book, historical novel, or the Internet). We recommend the following:

Books

  [The Amazing Story of Creation: from Science and the Bible](#)  
Read: Chapter 2 “The Creation of Earth” (19-25), Chapter 3 “Plants and Flowers” (27-37).

  [Unlocking the Mysteries of Creation](#)  
Read: “Evolution’s Roots” (64-65).



  [It Couldn’t Just Happen](#)  
Read: Part I “Earth in Our Universe” (8-55).



 [In Six Days: Why 50 Scientists Choose to Believe in Creation](#)
Description: Can any scientist with a Ph.D. believe in the idea of a literal six-day creation? In this book, fifty scientists from around the world say “Yes!” Taking a factual and scientific look at the evidence for evolution, these fifty physicists, biologists, and chemists come to some disturbing and revealing conclusions. In their estimation, evolution may offer no more evidence than traditional religion and, factually, it may lag behind. Important questions about the big bang theory, radioactive dating of rocks,


Underlined text refers to Internet link.


light from distant stars, and the fossil evidence for evolution are discussed in detail. These essays examine the entire approach to science education, and are essential reading for educators, politicians, parents, and students. *In Six Days* opens the evolution-versus-creation debate to a wider public—not with narrow and closed arguments, but with a straightforward and wide-ranging analysis of the issues confronting both the scientific community and the general public. Paperback - 360 pages (August 2000) New Holland/Struik; ISBN: 1864364432.


Internet Sources


  [Creation Unit Study](#)
Description: Learn all about creation from a young-earth creation point of view. This mini unit study from Acorn Academy is a study of the six days of creation. http://www.athomeschool.com/unitstudy/unit_study_guides.html


  [God's Creation](#)
Description: Illustrated story of creation for students. <http://www.christiananswers.net/godstory/creation1.html>

 [Genesis One - A Physicist Looks at Creation](#)
Description: In this online video interview with Zola Levitt, Dr. Gerald Schroeder presents scientific reasoning about the six days of creation.. This video requires Real Player; you can download it free from this site.

 [The Days of Creation: A Semantic Approach](#)
Description: Article examining the history of the interpretation of the “days” of Genesis 1. http://www.answersingenesis.org/docs/4204tj_v5n1.asp

 [The Six Days of Creation](#)
Description: A chapter from *Free to Speak* by Cecil Hook. <http://www.freedomring.org/fts/chap6.html>

 [Six Days? Honestly!](#)
Description: Discussion on the reality of twenty-four-hour days during the creation week. <http://christiananswers.net/q-aig/aig-c011.html>

 [The Literal Week of Creation](#) by Henry Morris
Description: Creation information regarding the creation/evolution controversy. <http://www.icr.org/pubs/btg-a/btg-113a.htm>

 [The Uniqueness of Creation Week](#) by Lambert Dolphin
Description: A Bible study on Genesis 1. <http://www.ldolphin.org/Unique.html>

Video



The Discovery Team: Six Short Days, One Big Adventure!

Description: Buddy and friends reveal the wonders of the six days of creation, with the help of the hilarious “bubble gum cam,” showing that the universe is the work of God, not millions of years! This new kid-friendly video series combines live action with cutting-edge special effects and animatronics, plus 2D and 3D animation. Every episode is accompanied by fun songs, original music, and tons of humor. Henderson Design and Productions. (2001) Interest level: Children to junior high.

Step 3 Expand

Choose and complete one of the following activities:



Activity 1: Write an Essay

Write a paper titled “Why God Created Me.” Before you write, brainstorm about the reasons that God made you. Then do some research. Ask adults whom you respect what special things they see in you. What special abilities has God given to you? What ways has God used you to minister to others? Examine what the Bible says about why God created people. Then explain in a paper what you understand, at this point in time, to be some of the many reasons why God created you. Refer to the Basic Guide to Essay Writing.



Activity 2: Make a Children’s Book

Put together a children’s book that illustrates each day of creation. Then, read the book aloud to teach a child about creation week. Refer to The Big Book of Books and Activities ♦ “Bound Books” (50-53) or Pop Up Book Directions <http://projects.edtech.sandi.net/pershing/explorers/popup.htm> or Small Book Instructions. http://www.oktechmasters.org/andyb/small_book_instructions.htm



Activity 3: Narrate



Verbally the events of creation in chronological order from memory. If you can’t list them, reread the Bible story of creation and try again.





Activity 4: Write a Newspaper Article

Write a newspaper article about the story of creation in Genesis. Include who, what, where, why, when, and how. The most important information should be placed at the top of the story; related elements should be grouped together; and information should be organized logically so that the reader can easily understand it.


Underlined text refers to Internet link.

  Activity 5: Copy a Bible Passage

Choose a Bible passage from Genesis 1 that speaks to you. Copy the passage in your best handwriting (or type it). Compare your copy with the original writing. Check the punctuation, grammar, and spelling. (Younger students can copy one or two sentences) Option: Decorate the page using scrapbooking methods.

  Activity 6: Learn Hebrew Words

Look up *yom* and *bara* in The NAS Old Testament Hebrew Lexicon. Add each word, its phonetic spelling, and meaning to your Hebrew Notebook. Note: The Hebrew word for “created” is *bara*; Hebrew actually has several words for *creating, making, building, or forming; created*—*bara* is used only in referring to God in the Hebrew Bible. It occurs in Gen. 1:1; also in v.21,27. Usually *bara* is understood to be creation *ex nihilo*, “out of nothing.” Only God can call things into existence that do not exist. The Hebrew word for day is *yom* (phonetic spelling *yome*), used 2287 times in the King James Bible.

 Activity 7: Do A Word Study


Define the following words in its original language: *create, created, createth, and Creator* by using The NAS Old Testament Hebrew Lexicon. Find the root meaning of our word. Copy the definition. Find the Strong’s number (enter your query, choose Strong's Numbers and click "Find."). Note the other places in the Old Testament these words are used. Look up the words in an English dictionary to see how the translators dealt with the word. Nave's Topical Bible.

Step 4 Excel

Share the story of creation with a younger student. Utilize the online coloring page and puzzles worksheets. <http://www.calvarychapel.org/children/site/pdf/Old/Curr001.pdf>

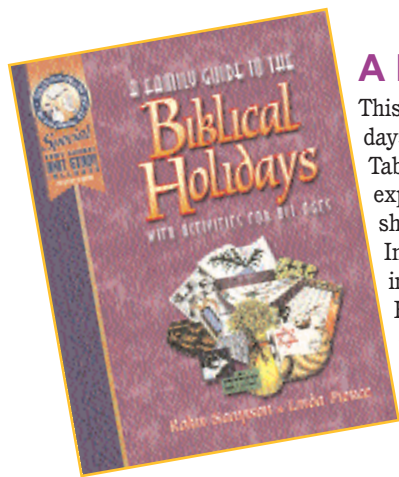
We hope you enjoyed the sample pages from Heart of Wisdom.

Want to see more? Click on any book below to read more!



Creation: An Internet Linked Unit Study

“This is more than a study of Creation --This is a study of Christianity versus humanism”This new unit study is a multi-level (grades 4-12) Bible focused, study utilizing the Charlotte Mason approach(living books, narration, etc.), lifestyle of learning methods, and the Internet! All Biblical doctrines of theology, directly or indirectly, ultimately have their basis in the book of Genesis. Therefore, a believing understanding of the book of Genesis is a prerequisite to an understanding of God and His meaning to man. **Price includes password Internet access** to updates, and links to hundreds of sites that correlate with the study.





A Family Guide to the Biblical Holidays

This giant, 585-page telephone-size book gives an extensive look at the nine annual holidays: Passover, Unleavened Bread, Firstfruits, Pentecost, Trumpets, Day of Atonement, Tabernacles, Hanukkah, Purim and the weekly holiday--the Sabbath! This book explains the historical, agricultural, spiritual, and prophetic purposes of each holiday, showing how each points to Christ and creative ways to teach them to your children! Includes projects, crafts, recipes, games, and songs for celebrating each holiday. Also includes instructions for a weekly Bible study and instructions using the Special Home School Section to incorporate the teaching of the biblical holidays with the academic school subjects! Excellent, fascinating information about the true New Testament Church and our Hebrew roots also included! ISBN 0-9701816-0-4. [Read Excerpts at BiblicalHolidays.com](http://BiblicalHolidays.com)

What Your Child Needs to Know When

Revised 2001. This is long-time homeschool best seller. Concerned homeschooling parents are always asking, "Am I doing enough?" This book is the answer. It includes the checklist for academic evaluation for grades K-8 and explains why children need to obtain not just academic knowledge but, more important, the Godly wisdom to know how to use the knowledge! Includes chapters on true Biblical education methods (compared to classical Greek) and the Heart of Wisdom teaching approach! ISBN 0-9701816-1-2. 312 p.



The Heart of Wisdom Teaching Approach: A Guide to Biblical Education

This book provides you with the methods, program, and resources for a 12-year course of study where students spend half the school day studying God's Word and the other half studying God's world (academics). Students study history chronologically and science in the order of the days of creation. This book will instruct you, step by step, how to give your child an Bible focused, comprehensive education from preschool through high school; one that will train him or her to read, to study, to understand, to love to learn and most importantly to desire and seek true wisdom. The Heart of Wisdom teaching approach is a beautiful, exciting blending of Bible first philosophy, the Charlotte Mason approach, Hebraic education, Delight Directed learning, 4 Step Lessons, and more.