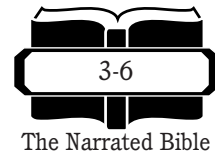


Adam and Eve



Step 1 Excite

On the sixth day of Creation God created all the living creatures and, “in his own image,” man both “male and female.” The Hebrew word *adam* means “mankind,” “men and women,” “people.” The first act of Adam was his giving names to the beasts of the field and the fowls of the air. After that, God caused a deep sleep to fall upon him, and while he was unconscious, God took one of his ribs, and made a woman. God presented her to Adam. Adam received her as his wife, and said, “This is now bone of my bones, and flesh of my flesh: she shall be called Woman, because she was taken out of Man.” He called her Eve, because she was the mother of all living. God then blessed the couple, told them to be “fruitful and multiply,” and gave them dominion over all other living things.
















If God had formed Eve from the ground Adam might have felt differently toward her. But Eve shared both Adam’s flesh and spirit. Man and women are formed of one flesh. The woman was taken from his side to remain at his side to be a helpmeet.



Read God’s story of creation in Genesis 1:1-31 and Genesis 2:4-7. What was God’s attitude about His creation and particularly Adam?


Step 2 Examine

Do research about Adam and Eve. Use any resource (an encyclopedia, a non-fiction book, a historical novel, or the Internet). We recommend the following:



Books

-   Adam and His Kin  
Read: Chapter 1 “The Beginning of Time.”
-   Genesis: Finding Our Roots  
Read: Unit 2 “Book of Adam.”
-   Who’s Who in the Bible  
Read: “The First People of Genesis” (6-7).
-   Unlocking the Mysteries of Creation 
Read: Section III “In the Image of God.”

  The Bible Comes Alive Volume One, Creation to Abraham ♦
Read: “Adam Was an Actual Man... Contrasted with Jesus” (133-136).



 An Historical Survey of the Old Testament ★
Read: “The Genealogy of Adam and Eve” (45-48).


Internet Sources


  What Was Adam Like?
Description: Article from Answers Online, Answers in Genesis Ministries.

  Adam
Description: Brief biography of Adam from BibleTutor.com.

  Eve
Description: Brief biography of Eve from BibleTutor.com.



  Adam & Eve: Excuses, Excuses, Excuses
Description: Modern-day parable between father and son relating to Adam and Eve’s excuses for sin.

 The Creation of Man
Description: An excellent study, part of “Old Testament Bible Study of the Creation to Abraham Genesis 1 to Genesis 12.”

 Regenerating Ribs
Description: Interesting article, from Answers in Genesis Ministries, explaining thoracic (chest) surgeons routinely remove ribs, and these often grow back, in whole or in part.

Step 3 Expand

Choose and complete one of the following activities:

  **Activity 1: Write a Story**
Write the story of the creation of Adam and Eve in your own words (minimum 150 words). Refer to “Writing about an Event” in *Writers INC*. (Younger students can dictate the story.)



Activity 2: Contrast and Compare

Make a contrast-and-compare graphic (see page 26) of the first Adam and the Last Adam, Jesus. Corinthians 15:45,47 gives two names or titles for Jesus. He is spoken of as “the Last Adam” and “the Second Man”. As the Last Adam, Christ is the sum total of humanity; as the Second Man He is the Head of a new race. So we have here two unions, the one relating to His death and the other to His resurrection.

When Jesus was crucified on the cross, He was crucified as the Last Adam. As the Last Adam Jesus wiped out the old race; as the second Man He brings in the new race. All who accept Christ as Lord are included in both illustrations. *For if we have become united with him by the likeness of his death, we shall be also by the likeness of his resurrection* (Romans 6:5). All who accept Christ as Lord, died in Him as the last Adam and live in Him as the second Man. The first Adam was tempted and failed the test, and in him, we all continue to sin and die. The Last Adam was tempted, as was the first, but remained sinless, and lived a perfect life of righteousness. The first Adam began with everything provided for him in the Garden of Eden and he lost everything. The Last Adam began with nothing in a stable and ended with everything.

The Hebrew word for side is *tsela* and in Greek is *pleura*. The same Greek word occurs in the crucifixion account, when Adam’s rib was removed from his side and when the soldiers pierced Jesus’ side (John 19:34-36). Include the piercing sides on your chart. Can you think of more similarities? What was Adam’s relationship to his bride and Christ’s relationship to his bride, the church? Read Gen. 2-21-23. List as many similarities as you can and then read the article listed below.



Adam, the Second

Description: Article from *Baker’s Evangelical Dictionary of Biblical Theology*.



Activity 3: Answer Questions

1. Who named Eve? (Genesis 2:23; 3:20)
2. Who was first fooled by Satan? (Genesis 3; 2 Corinthians 11:3; 1 Timothy 2:14)
3. How does the serpent display craftiness tempting the woman? Compare Genesis verses 4 and 5 to 3:22. Did the serpent lie?
4. What is the woman’s punishment given in 3:16?
3. Who were the children of Adam and Eve? (Genesis 4:1,2,25; 5:3,4)
4. How old was Adam when he died? (Genesis 5:5)



Activity 4: Learn Hebrew Words

Look up each of these words in a Hebrew lexicon. Add the word, phonetic spelling and meaning to your Hebrew Notebook. See [The Old Testament Hebrew Lexicon](#). The Hebrew word adam is *~da* (phonetic- aw-dam'). It means "mankind," or "people." The Hebrew word for Eve is *hwvx* (phonetic - khav-vaw'). It means "life" or "living." The Hebrew word for side is *tsela* (phonetic- tsay-law'). It means "side," "rib," or "beam."



Activity 5: Discuss

"Have you ever faced a strong temptation? What did you do? Did you walk away or succumb?" Satan focused Eve's attention upon a specific thing. He got her to focus on what she didn't have when all around her was paradise. He determines the time of the temptation. He waits for the vulnerable moments. His ultimate strategy is to destroy us. He can't do that, but he can destroy our joy, peace, contentment, and assurance if we allow him to do it. Discuss different temptations in your life. Are there any that occur over and over? In order for us to walk godly in Christ, our thoughts must be in submission to the Holy Spirit. (2 Corinthians 10:3-5) Read Ephesians 6:10-14. Discuss what you can do next time you are tempted.



Activity 6: Share with a Child

Tell the story of Adam and Eve and complete the [The Serpent's Lie Worksheet](#) with an elementary-aged child.



Activity 7: Illustrate a Comic


Draw a comic-book page complete with conversations in bubbles showing the story of Adam and Eve.

Step 4 Excel

Share what you have learned about Adam and Eve with a friend or family member. Correct all written work to demonstrate correct punctuation and spelling, and effective use of grammar. Add corrected written work or any illustrations to your portfolio.

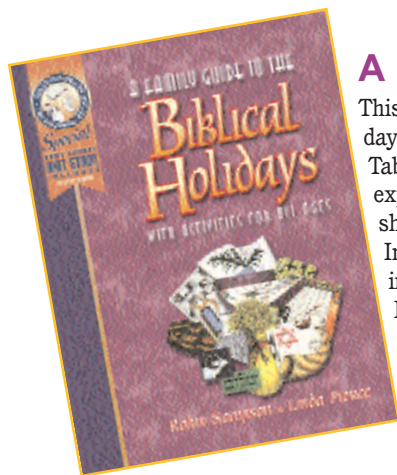
We hope you enjoyed the sample pages from Heart of Wisdom.

Want to see more? Click on any book below to read more!



Creation: An Internet Linked Unit Study

“This is more than a study of Creation --This is a study of Christianity versus humanism”This new unit study is a multi-level (grades 4-12) Bible focused, study utilizing the Charlotte Mason approach (living books, narration, etc.), lifestyle of learning methods, and the Internet! All Biblical doctrines of theology, directly or indirectly, ultimately have their basis in the book of Genesis. Therefore, a believing understanding of the book of Genesis is a prerequisite to an understanding of God and His meaning to man. **Price includes password Internet access** to updates, and links to hundreds of sites that correlate with the study.





A Family Guide to the Biblical Holidays

This giant, 585-page telephone-size book gives an extensive look at the nine annual holidays: Passover, Unleavened Bread, Firstfruits, Pentecost, Trumpets, Day of Atonement, Tabernacles, Hanukkah, Purim and the weekly holiday--the Sabbath! This book explains the historical, agricultural, spiritual, and prophetic purposes of each holiday, showing how each points to Christ and creative ways to teach them to your children! Includes projects, crafts, recipes, games, and songs for celebrating each holiday. Also includes instructions for a weekly Bible study and instructions using the Special Home School Section to incorporate the teaching of the biblical holidays with the academic school subjects! Excellent, fascinating information about the true New Testament Church and our Hebrew roots also included! ISBN 0-9701816-0-4. [Read Excerpts at BiblicalHolidays.com](http://BiblicalHolidays.com)

What Your Child Needs to Know When

Revised 2001. This is long-time homeschool best seller. Concerned homeschooling parents are always asking, "Am I doing enough?" This book is the answer. It includes the checklist for academic evaluation for grades K-8 and explains why children need to obtain not just academic knowledge but, more important, the Godly wisdom to know how to use the knowledge! Includes chapters on true Biblical education methods (compared to classical Greek) and the Heart of Wisdom teaching approach! ISBN 0-9701816-1-2. 312 p.



The Heart of Wisdom Teaching Approach: A Guide to Biblical Education

This book provides you with the methods, program, and resources for a 12-year course of study where students spend half the school day studying God's Word and the other half studying God's world (academics). Students study history chronologically and science in the order of the days of creation. This book will instruct you, step by step, how to give your child an Bible focused, comprehensive education from preschool through high school; one that will train him or her to read, to study, to understand, to love to learn and most importantly to desire and seek true wisdom. The Heart of Wisdom teaching approach is a beautiful, exciting blending of Bible first philosophy, the Charlotte Mason approach, Hebraic education, Delight Directed learning, 4 Step Lessons, and more.